


**ACT STUDENT REPORT**  
Test: **1MC**    Test Date: **06-Aug-18**

Student ID	004		
Student			
Class	M	's class (2018-2019)	
Teacher	S	, M	



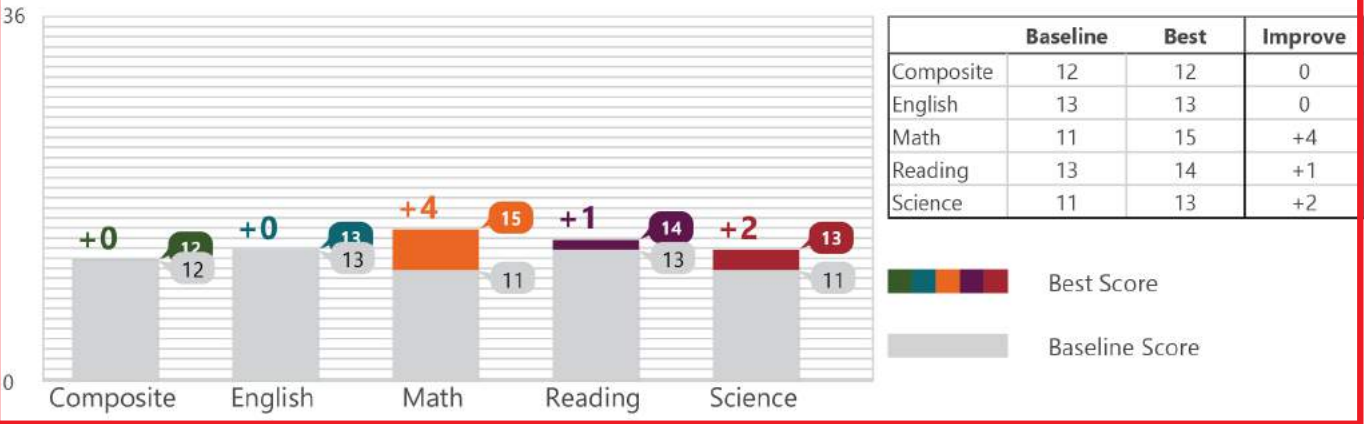
**DIAGNOSTIC HISTORY**

Test Date	Diag Form	Composite	English	Math	Reading	Science	Writing
06-Aug-18	1MC	12	7	15	14	13	0
01-Aug-17	ACT	12	13	11	13	11	0

**SUBSCORES**

Test Date	Form	STEM	ELA	Writing Subscores			
				Information & Analysis	Development & Support	Organization	Language Use
06-Aug-18	1MC (D)	14					
01-Aug-17	ACT	11					

**SCORE IMPROVEMENT**



Indicates improvement and measures progress from baseline

# Section

## Conventions of Standard English

Correct: 9 Incorrect: 30 Blank: 1 Percent: 23%



Historical Avg: 23%

## Rhetorical Skills

Correct: 7 Incorrect: 28 Blank: 0 Percent: 20%



Historical Avg: 20%

## Knowledge of Language

Correct: 3 Incorrect: 9 Blank: 0 Percent: 25%



Historical Avg: 25%

# Subsection

## Usage

Correct: 2 Incorrect: 10 Blank: 0 Percent: 17%



Historical Avg: 17%

## Sentence Structure

Correct: 7 Incorrect: 10 Blank: 1 Percent: 39%



Historical Avg: 39%

## Punctuation

Correct: 0 Incorrect: 10 Blank: 0 Percent: 0%



Historical Avg: 0%

## Organization

Correct: 3 Incorrect: 8 Blank: 0 Percent: 27%



Historical Avg: 27%

## Topic Development

Correct: 1 Incorrect: 11 Blank: 0 Percent: 8%



Historical Avg: 8%

Technique	Incorrect	Blank	Incorrectly Answered
Verbs	9	0	13, 17, 22, 27, 34, 44, 47, 56, 67
Pronouns	3	1	3, 33, 56
Fragments	3	0	2, 57, 68
Run-ons	1	0	1
Modifiers	2	0	12, 42
Commas: Subject/Verb/Object	2	0	53, 61
Commas: Parenthetical Phrases	3	0	7, 16, 32
Commas: Prepositional Phrases	3	0	7, 18, 61
Apostrophes and Plurals	1	0	6
Avoid redundant and wordy choices	7	0	9, 20, 35, 37, 58, 65, 66
Choose the right word	2	0	10, 35
Transitional words and phrases	3	0	4, 24, 54
Introductions and Conclusions	3	0	15, 38, 64
Sentence order and location	3	0	21, 45, 49
Fulfilling the author's goal	3	0	23, 60, 75
Avoid irrelevant choices	5	0	5, 8, 43, 46, 50
What would the essay lose?	2	0	26, 40

Q#	1	2	3	4	5	6	7	8	9	10	11	12	13	14	15	16	17	18	19	20
Ans	C	G	A	F	C	G	C	F	D	J	B	J	B	H	C	H	B	J	B	J
Mk	A	J	B	G	A	H	B	J	A	G	+	G	A	+	B	G	A	G	C	G
Q#	21	22	23	24	25	26	27	28	29	30	31	32	33	34	35	36	37	38	39	40
Ans	D	F	A	H	C	F	D	J	B	J	B	J	C	F	D	G	B	G	A	F
Mk	A	J	D	F	A	H	B	+	+	+	-	F	B	H	A	+	D	F	B	H
Q#	41	42	43	44	45	46	47	48	49	50	51	52	53	54	55	56	57	58	59	60
Ans	A	J	C	J	A	J	B	H	A	J	C	F	B	F	D	F	B	G	C	J
Mk	B	H	B	H	D	G	D	+	B	F	+	+	C	G	+	H	C	H	+	H
Q#	61	62	63	64	65	66	67	68	69	70	71	72	73	74	75					
Ans	D	H	D	G	A	F	D	G	A	F	C	H	C	H	D					
Mk	C	+	C	H	C	H	C	H	C	H	+	+	+	+	C					

Question categorization provides insight beyond top line scores and past performance

**Subsection**

**Number & Quantity**

Correct: 4 Incorrect: 9 Blank: 1 Percent: 29%



Historical Avg: 29%

**Algebra & Functions**

Correct: 1 Incorrect: 9 Blank: 0 Percent: 10%



Historical Avg: 10%

**Statistics & Probability**

Correct: 2 Incorrect: 7 Blank: 0 Percent: 22%



Historical Avg: 22%

**Graphing**

Correct: 1 Incorrect: 8 Blank: 0 Percent: 11%



Historical Avg: 11%

**Geometry**

Correct: 5 Incorrect: 9 Blank: 0 Percent: 36%



Historical Avg: 36%

**Trigonometry**

Correct: 1 Incorrect: 3 Blank: 0 Percent: 25%



Historical Avg: 25%

Technique	Incorrect	Blank	Incorrectly Answered
Plug-in	11	0	7, 17, 21, 32, 34, 36, 47, 51, 55, 56, 58
Backsolve	8	1	9, 15, 16, 23, 26, 27, 31, 42
Guesstimate	7	0	25, 28, 30, 35, 38, 40, 41

Q#	1	2	3	4	5	6	7	8	9	10	11	12	13	14	15	16	17	18	19	20
Ans	E	H	A	J	D	J	A	F	C	H	C	K	D	H	C	H	E	J	A	H
Mk	B	+	+	+	B	+	E	G	E	F	+	G	+	J	D	F	B	+	-	F
Q#	21	22	23	24	25	26	27	28	29	30	31	32	33	34	35	36	37	38	39	40
Ans	A	H	B	G	D	H	B	G	B	G	B	J	B	K	D	J	C	K	B	K
Mk	D	+	A	+	C	G	E	H	A	J	C	G	+	G	B	G	B	G	+	G
Q#	41	42	43	44	45	46	47	48	49	50	51	52	53	54	55	56	57	58	59	60
Ans	E	F	E	G	E	G	D	J	D	F	A	H	B	J	A	K	A	F	A	K
Mk	B	G	B	+	B	+	B	G	B	G	B	G	+	G	B	G	B	G	B	G

Individual student  
answers and correct  
answers

# READING

## Passage Type

### Prose Fiction/Literary Narrative

Correct: 4 Incorrect: 6 Blank: 0 Percent: 40%



Historical Avg: 40%

### Social Science

Correct: 3 Incorrect: 7 Blank: 0 Percent: 30%



Historical Avg: 30%

### Humanities

Correct: 4 Incorrect: 6 Blank: 0 Percent: 40%



Historical Avg: 40%

### Natural Science

Correct: 3 Incorrect: 7 Blank: 0 Percent: 30%



Historical Avg: 30%

Technique	Incorrect	Blank	Incorrectly Answered
Explicit Question	9	0	3, 6, 10, 12, 15, 18, 29, 37, 38
Inferential Question	2	0	8, 32
Main Idea Question	4	0	4, 5, 11, 21
Generalization Question	3	0	20, 22, 23
Meaning Question	8	0	14, 19, 26, 30, 31, 34, 36, 40
Vocab in Context Question	0	0	
Strategy Question	0	0	

Q#	1	2	3	4	5	6	7	8	9	10	11	12	13	14	15	16	17	18	19	20
Ans	A	G	B	F	G	C	D	F	G	H	B	E	A	F	C	G	D	J	A	J
Mk	+	+	D	G											A	+	+	G	C	F
Q#	21	22	23	24	25	26	27	28	29	30	31	32	33	34	35	36	37	38	39	40
Ans	B	F	C	H											D	H	B	F	D	H
Mk	A	G	A	+	+	G	+	+	D	J	D	J	+	J	+	J	D	J	+	J

Specific areas of performance beyond categories provided by the ACT, Inc.

# SCIENCE

## Passage Type

### Data Representation

Correct: 3 Incorrect: 12 Blank: 0 Percent: 20%



Historical Avg: 20%

### Research Summaries

Correct: 5 Incorrect: 13 Blank: 0 Percent: 28%



Historical Avg: 28%

### Conflicting Viewpoints

Correct: 3 Incorrect: 4 Blank: 0 Percent: 43%



Historical Avg: 43%

Passage Number	Total	Correct	Incorrect	Blank	Percent	Hist Avg %
Passage 1	6	2	4	0	33%	33%
Passage 2	5	1	4	0	20%	20%
Passage 3	6	1	5	0	17%	17%
Passage 4	5	1	4	0	20%	20%
Passage 5	5	1	4	0	20%	20%
Passage 6	7	3	4	0	43%	43%
Passage 7	6	2	4	0	33%	33%

Technique	Incorrect	Blank	Incorrectly Answered
Data Lookup Question	10	0	1, 7, 11, 12, 14, 18, 19, 20, 25, 35
Combination Data Question	2	0	8, 24
Relationship Question	8	0	2, 4, 8, 10, 15, 22, 24, 26
Inferred Data Question	4	0	3, 16, 36, 37
Passage Question	2	0	14, 28
Experiment Design Question	1	0	38
Reasoning Question	5	0	13, 27, 29, 31, 32

Q#	1	2	3	4	5	6	7	8	9	10	11	12	13	14	15	16	17	18	19	20
Ans	B	J	D	J	B	G	D	F	C	J	C	F	A	J	A	H	D	J	B	F
Mk	C	G	A	H	+	+	B	J	+	F	B	H	C	F	C	G	+	F	A	G
Q#	21	22	23	24	25	26	27	28	29	30	31	32	33	34	35	36	37	38	39	40
Ans	C	G	A	J	B	G	C	H	B	F	C	H	A	F	C	J	B	J	A	F
Mk	+	F	+	F	A	F	A	F	A	+	A	F	+	+	A	F	A	F	+	+

## Item Analysis

Class Data: Math 7 (2013-2014) (English) (Avery, Diane)

Test Name: 1267C (English)

Question		1	2	3	4	5	6	7	8	9	10	Question Numbers
Correct Answers		B	J	D	F	B	J	D	F	A	H	
Answer Choices	Unanswered	0%	0%	0%	0%	0%	0%	0%	0%	0%	0%	
	Answer A/F	33%	33%	44%	67%	33%	33%	33%	78%	78%	33%	
	Answer B/G	67%	22%	22%	22%	67%	33%	22%	22%	22%	22%	
	Answer C/H	0%	0%	0%	0%	0%	0%	11%	0%	0%	44%	
	Answer D/J	0%	44%	33%	11%	0%	33%	33%	0%	0%	0%	
% of students that selected a particular answer choice.												Red = Incorrect Black = Correct
Score												
Students	Burgess, Jessica (A0237)	A	F	A	F	A	F	A	F	A	F	
	Dickens, Stephanie (A0317)	B	J	D	F	B	J	D	F	A	H	
	Duncan, Jonathan (A0197)	A	F	A	F	A	F	A	F	A	F	
	Ferguson, Nicola (A0137)	B	J	D	F	B	J	D	F	A	H	
	Gibson, Gavin (A0097)	B	G	B	G	B	G	B	G	B	G	
	Hamilton, Joseph (A0337)	B	G	B	G	B	G	B	G	B	G	
	Hughes, Madeleine (A0397)	B	J	A	J	B	G	C	F	A	H	
	Johnston, Kevin (A0297)	B	J	D	F	B	J	D	F	A	H	
	Wilson, Alexander (A0217)	A	F	A	F	A	F	A	F	A	F	
Students' Answers												



## Item Analysis

Class Data: Math 7 (2013-2014) (English) (Avery, Diane)

Test Name: 1267C (English)

Question	11	12	13	14	15	16	17	18	19	20
<b>Correct Answers</b>	<b>A</b>	<b>H</b>	<b>D</b>	<b>G</b>	<b>B</b>	<b>G</b>	<b>C</b>	<b>G</b>	<b>D</b>	<b>F</b>
Unanswered	0%	0%	0%	0%	0%	0%	0%	0%	0%	0%
Answer A/F	67%	33%	44%	33%	44%	33%	33%	33%	33%	78%
Answer B/G	22%	22%	22%	67%	44%	67%	22%	67%	22%	22%
Answer C/H	0%	44%	0%	0%	0%	0%	44%	0%	0%	0%
Answer D/J	11%	0%	33%	0%	11%	0%	0%	0%	44%	0%

### Score

Burgess, Jessica (A0237)	<b>A</b>	<b>F</b>	<b>A</b>	<b>F</b>	<b>A</b>	<b>F</b>	<b>A</b>	<b>F</b>	<b>A</b>	<b>F</b>
Dickens, Stephanie (A0317)	<b>A</b>	<b>H</b>	<b>D</b>	<b>G</b>	<b>B</b>	<b>G</b>	<b>C</b>	<b>G</b>	<b>D</b>	<b>F</b>
Duncan, Jonathan (A0197)	<b>A</b>	<b>F</b>	<b>A</b>	<b>F</b>	<b>A</b>	<b>F</b>	<b>A</b>	<b>F</b>	<b>A</b>	<b>F</b>
Ferguson, Nicola (A0137)	<b>A</b>	<b>H</b>	<b>D</b>	<b>G</b>	<b>B</b>	<b>G</b>	<b>C</b>	<b>G</b>	<b>D</b>	<b>F</b>
Gibson, Gavin (A0097)	<b>B</b>	<b>G</b>	<b>B</b>	<b>G</b>	<b>B</b>	<b>G</b>	<b>B</b>	<b>G</b>	<b>B</b>	<b>G</b>
Hamilton, Joseph (A0337)	<b>B</b>	<b>G</b>	<b>B</b>	<b>G</b>	<b>B</b>	<b>G</b>	<b>B</b>	<b>G</b>	<b>B</b>	<b>G</b>
Hughes, Madeleine (A0397)	<b>D</b>	<b>H</b>	<b>A</b>	<b>G</b>	<b>A</b>	<b>G</b>	<b>C</b>	<b>G</b>	<b>D</b>	<b>F</b>
Johnston, Kevin (A0297)	<b>A</b>	<b>H</b>	<b>D</b>	<b>G</b>	<b>D</b>	<b>G</b>	<b>C</b>	<b>G</b>	<b>D</b>	<b>F</b>
Wilson, Alexander (A0217)	<b>A</b>	<b>F</b>	<b>A</b>	<b>F</b>	<b>A</b>	<b>F</b>	<b>A</b>	<b>F</b>	<b>A</b>	<b>F</b>

## Item Analysis

Class Data: Math 7 (2013-2014) (English) (Avery, Diane)

Test Name: 1267C (English)

Standards		In Questions	Avg. Score	% of students showing mastery of this standard
CCRA.L	Common Core State Standards for English			
	Language			
	Description of standard	Standard appears in the following questions		
CCRA.L		1, 2, 3, 4, 6, 7, 8, 10, 12, 13, 14, 16, 17, 19, 21, 22, 23, 24, 25, 26, 31, 32, 33, 34, 35, 36, 37, 38, 41, 43, 45, 46, 47, 49, 50, 52, 53, 55, 56, 57, 58, 61, 62, 63, 66, 68, 69, 70, 71, 72, 73, 74	53%	
CCRA.L.1	Demonstrate command of the conventions of standard English grammar and usage when writing or speaking.	2, 6, 8, 10, 12, 17, 21, 23, 26, 34, 35, 36, 37, 41, 43, 45, 46, 47, 49, 50, 53, 55, 56, 58, 61, 62, 70, 72, 73, 74	53%	
CCRA.L.2	Demonstrate command of the conventions of standard English capitalization, punctuation, and spelling when writing.	1, 4, 13, 14, 16, 22, 25, 38, 63, 71, 73	55%	
CCRA.L.3	Apply knowledge of language to understand how language functions in different contexts, to make effective choices for meaning or style, and to comprehend more fully when reading or listening.	3, 7, 19, 24, 31, 32, 33, 52, 57, 66, 68, 69	50%	
CCRA.W	Writing	1, 2, 3, 4, 5, 6, 7, 8, 9, 10, 11, 12, 13, 14, 15, 16, 17, 18, 19, 20, 21, 22, 23, 24, 25, 26, 27, 28, 29, 30, 31, 32, 33, 34, 35, 36, 37, 38, 39, 40, 41, 42, 43, 44, 45, 46, 47, 48, 49, 50, 51, 52, 53, 54, 55, 56, 57, 58, 59, 60, 61, 62, 63, 64, 65, 66, 67, 68, 69, 70, 71, 72, 73, 74, 75	54%	
CCRA.W.5	Develop and strengthen writing as needed by planning, revising, editing, rewriting, or trying a new approach.	1, 2, 3, 4, 5, 6, 7, 8, 9, 10, 11, 12, 13, 14, 15, 16, 17, 18, 19, 20, 21, 22, 23, 24, 25, 26, 27, 28, 29, 30, 31, 32, 33, 34, 35, 36, 37, 38, 39, 40, 41, 42, 43, 44, 45, 46, 47, 48, 49, 50, 51, 52, 53, 54, 55, 56, 57, 58, 59, 60, 61, 62, 63, 64, 65, 66, 67, 68, 69, 70, 71, 72, 73, 74, 75	54%	
L.11-12.4	Determine or clarify the meaning of unknown and multiple-meaning words and phrases based on grades 11-12 reading and content, choosing flexibly from a range of strategies.	10, 23, 47	41%	
L.3.1.f	Ensure subject-verb and pronoun-antecedent agreement.	11, 35, 70	67%	
L.3.3.a	Choose words and phrases for effect.	7, 57, 66, 68	53%	
L.4.1.f	Produce complete sentences, recognizing and correcting inappropriate fragments and run-ons.	4, 6, 12, 17, 26, 36, 37, 41, 45, 46, 62, 74	51%	
L.4.1.g	Correctly use frequently confused words (e.g., to, too, two; there, their).	73	33%	
L.4.3.b	Choose punctuation for effect.	1, 4, 13, 14, 16, 22, 25, 38, 63, 71	57%	
L.5.1.d	Recognize and correct inappropriate shifts in verb	37, 41	50%	

## Item Analysis

Class Data: Math 7 (2013-2014) (English) (Avery, Diane)  
Test Name: 1267C (English)

	tense.		
L.6.1.c	Recognize and correct inappropriate shifts in pronoun number and person.	8, 50	78%
L.6.1.d	Recognize and correct vague pronouns (i.e., ones with unclear or ambiguous antecedents).	3	33%
L.6.2.a	Use punctuation (commas, parentheses, dashes) to set off nonrestrictive/parenthetical elements.	22, 36, 63	48%
L.6.3.b	Maintain consistency in style and tone.	68	44%
L.7.1.c	Place phrases and clauses within a sentence, recognizing and correcting misplaced and dangling modifiers.	2, 31, 32, 56	47%
L.7.3.a	Choose language that expresses ideas precisely and concisely, recognizing and eliminating wordiness and redundancy.	9, 19, 24, 33, 52, 61, 68	56%
L.9-10.1	Write informative/explanatory texts in which they introduce a topic, state a purpose, and provide relevant information and appropriate analysis and evaluation.	69	67%
Other	Techniques students must master in this section		
Sec E1 Usage/Mechanics	Technique appears in the following questions	In Questions 1, 2, 4, 6, 8, 10, 12, 13, 14, 16, 17, 21, 22, 23, 25, 26, 34, 35, 36, 37, 38, 41, 43, 45, 46, 47, 49, 50, 53, 55, 56, 58, 61, 62, 63, 70, 71, 72, 73, 74	Avg. Score 54%
Sec E2 Rhetorical Skills		3, 5, 7, 9, 11, 15, 18, 19, 20, 24, 27, 28, 29, 30, 31, 32, 33, 39, 40, 42, 44, 48, 51, 52, 54, 57, 59, 60, 64, 65, 66, 67, 68, 69, 75	55%
Subsec E1 Grammar/Usage		10, 21, 23, 35, 37, 47, 49, 53, 55, 58, 70, 73	52%
Subsec E2 Sentence Structure		2, 6, 8, 12, 17, 26, 34, 36, 41, 43, 45, 46, 50, 56, 61, 62, 72, 74	54%
Subsec E3 Punctuation		1, 4, 13, 14, 16, 22, 25, 38, 63, 71	57%
Subsec E4 Style		3, 7, 19, 24, 31, 32, 33, 52, 57, 66, 68, 69	50%
Subsec E5 Organization		9, 11, 27, 29, 40, 44, 51, 59, 60, 64, 75	57%
Subsec E6 Writing Strategy		5, 15, 18, 20, 28, 30, 39, 42, 48, 54, 65, 67	57%
Techn E01 Verbs		35, 37, 41, 53, 70	53%
Techn E02 Pronouns		3, 8, 11, 21, 26, 49, 50, 73	60%
Techn E03 Fragments		4, 17, 36, 37, 41, 45	54%

% of students showing mastery of this technique



## Item Analysis

Class Data: Math 7 (2013-2014) (English) (Avery, Diane)

Test Name: 1267C (English)

Techn E04 Run-ons	6, 12, 26, 46, 62, 74	48%
Techn E05 Modifiers	2, 31, 32, 56	47%
Techn E06 Commas Subject/Verb	13, 63	50%
Techn E07 Commas Parenthetical	22, 36, 63	48%
Techn E08 Commas Prepositions	1, 10, 16, 17, 25, 71	52%
Techn E09 Apostrophes and Plurals	14	67%
Techn E10 Redundant	9, 19, 24, 33, 52, 61, 68	56%
Techn E11 Specific	20, 24, 64, 69	64%
Techn E12 Word Choice	7, 30, 57, 66, 67, 68	54%
Techn E13 Transitions	9, 27, 40, 44	61%
Techn E14 Intro/Conclusion	11, 59, 64	59%
Techn E15 Sentence Order	29, 51, 60	56%
Techn E16 Fulfill goals	7, 15, 20, 28, 30, 48, 64, 65, 67, 75	52%
Techn E17 Relevance	42, 67	72%
Techn E18 Would Lose	5, 18, 39, 54	50%



# ACT SUMMARY

Test: 1165D  
 School: A List Demo School  
 Teacher: Avery, Diane  
 Class: Math 7

This is the test being compared to the baseline.

The Baseline test is the first test students take at the start of the course.

	1165D							Baseline							Improvement						
	C	E	M	R	S	W	E/W	C	E	M	R	S	W	E/W	C	E	M	R	S	W	E/W
Bond, Max (A0177)	12	7	15	13	11	7	10	13	11	15	10	15	3	9	23	25	21	26	21	9	27
Buckland, Natalie (A0117)	-	-	-	-	-	-	-	13	12	13	13	12	4	12	12	12	13	12	14	3	11
Burgess, Jessica (A0237)	11	10	13	13	8	7	12	11	10	13	13	8	7	12	17	19	17	11	19	0	0
Dickens, Stephanie (A0317)	11	7	15	9	11	3	6	11	7	15	9	11	3	6	24	28	19	26	24	-	-
Duncan, Jonathan (A0197)	-	-	-	-	-	-	-	12	8	13	12	13	2	6	0	0	1	0	0	-	-
Ferguson, Nicola (A0137)	-	-	-	-	-	-	-	36	36	36	35	36	12	36	0	0	0	0	0	0	0
Gibson, Gavin (A0097)	-	-	-	-	-	-	-	12	9	14	11	14	2	7	-	-	-	-	-	-	-
Hamilton, Joseph (A0337)	-	-	-	-	-	-	-	12	9	14	11	14	2	7	-	-	-	-	-	-	-
Hughes, Madeleine (A0397)	-	-	-	-	-	-	-	25	26	23	24	25	-	-	-	-	-	-	-	-	-
Jackson, Austin (A0277)	-	-	-	-	-	-	-	-	-	-	-	-	-	-	-	-	-	-	-	-	-
Johnston, Kevin (A0297)	18	18	17	17	19	-	-	12	8	13	12	14	-	-	11	20	4	11	9	-	-
Wilson, Alexander (A0217)	34	35	35	31	34	-	-	11	8	14	12	8	3	7	23	27	21	19	26	0	0
<b>Average</b>	<b>17</b>	<b>15</b>	<b>19</b>	<b>17</b>	<b>17</b>	<b>6</b>	<b>9</b>	<b>15</b>	<b>13</b>	<b>17</b>	<b>15</b>	<b>15</b>	<b>4</b>	<b>11</b>	<b>14</b>	<b>16</b>	<b>12</b>	<b>13</b>	<b>14</b>	<b>2</b>	<b>8</b>

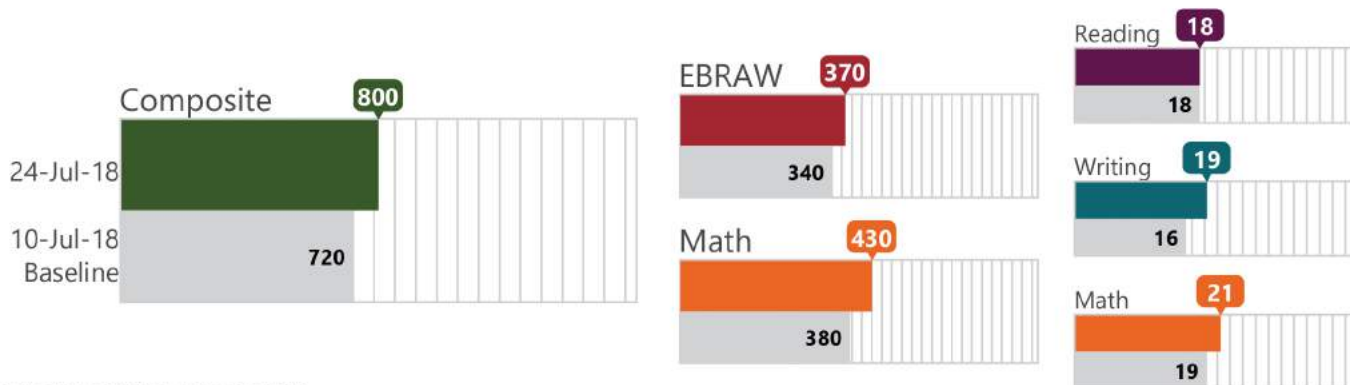
The bottom, bolded row contains the class's averages.

This is the improvement between the Baseline and each student's highest recorded score.

## SAT STUDENT REPORT

Test: **SAT Practice Test 3** Test Date: **24-Jul-18**

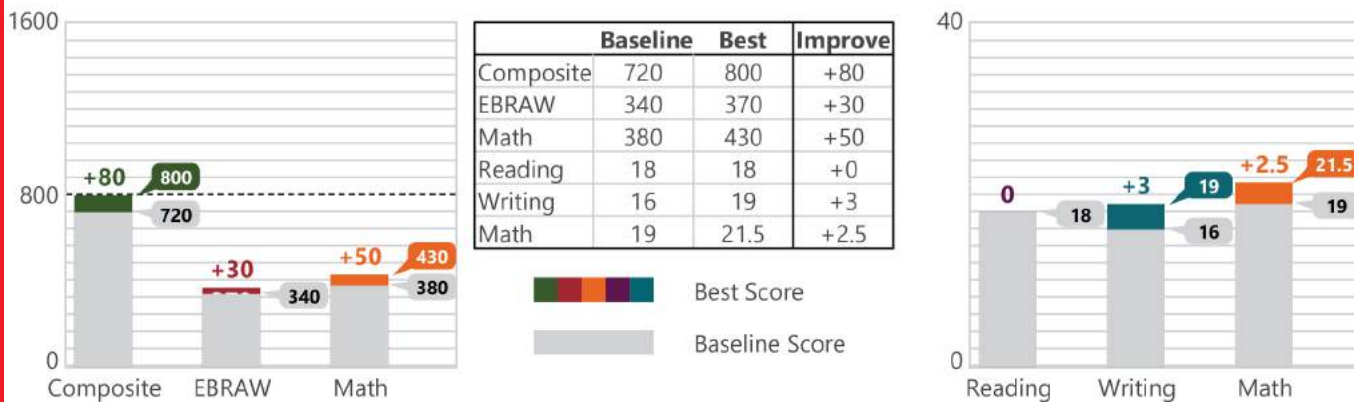
Student ID	1
Student	
Class	Summer 2018 Test Prep (Summer 2018)
Teacher	Admin, A List



### DIAGNOSTIC HISTORY

Test Date	Diag Form	Evidence-Based Reading and Writing	Math section	Total	Test Score		
					Reading	Writing	Math
24-Jul-18	SAT Practice Test 3	370	430	800	18	19	21.5
10-Jul-18	SAT Practice Test 2	340	380	720	18	16	19

### SCORE IMPROVEMENT



Indicates improvement and measures progress from baseline



### Passage Type

#### Fiction

Correct: 2 Incorrect: 8 Blank: 0 Percent: 20%



Historical Avg: 30%

#### History/Social Studies

Correct: 7 Incorrect: 7 Blank: 7 Percent: 33%



Historical Avg: 31%

#### Science

Correct: 3 Incorrect: 7 Blank: 11 Percent: 14%



Historical Avg: 9%

#### Double

Correct: 2 Incorrect: 2 Blank: 7 Percent: 18%



Historical Avg: 13%

### Question Type

#### Words in Context

Correct: 2 Incorrect: 5 Blank: 3 Percent: 20%



Historical Avg: 21%

#### Command of Evidence

Correct: 3 Incorrect: 3 Blank: 4 Percent: 30%



Historical Avg: 35%

Technique	Total	Correct	Incorrect	Blank	Percent	Hist Avg %
Explicit Question	8	0	5	3	0%	7%
Vocab-in-Context Question	9	2	5	2	22%	21%
Evidence Question	11	5	3	3	45%	44%
Main Idea Question	5	1	3	1	20%	24%
Inferential Question	6	1	4	1	17%	8%
Strategy Question	2	2	0	0	100%	62%
Tone Question	2	0	1	1	0%	0%
Data Question	5	1	1	3	20%	18%
Question on Both Passages	4	0	0	4	0%	0%

### Section 1 Reading

Q#	1	2	3	4	5	6	7	8	9	10	11	12	13	14	15	16	17	18	19	20
Ans	B	C	A	A	C	A	A	B	B	D	A	C	D	B	B	C	B	B	A	A
Mk	A	B	D	B	+	+	B	C	C	B	B	B	+	+	+	B	C	+	+	C
Q#	21	22	23	24	25	26	27	28	29	30	31	32	33	34	35	36	37	38	39	40
Ans	D	A	A	B	C	C	B	B	D	D	B	C	C	D	C	A	D	C	A	D
Mk	B	D	D	+	+	A	C	+	C	B	D	+	+	A	-	-	-	-	-	-
Q#	41	42	43	44	45	46	47	48	49	50	51	52								
Ans	A	C	C	D	D	C	B	B	A	B	D	D								
Mk	-	-	-	-	-	-	-	-	-	-	-	-								

Individual student  
answers and correct  
answers

## Question Type

### No Calculator

Correct: 6 Incorrect: 9 Blank: 5 Percent: 30%



Historical Avg: 30%

### Calculator

Correct: 11 Incorrect: 14 Blank: 13 Percent: 29%



Historical Avg: 23%

### Multiple Choice

Correct: 17 Incorrect: 23 Blank: 5 Percent: 38%



Historical Avg: 31%

### Grid in

Correct: 0 Incorrect: 0 Blank: 13 Percent: 0%



Historical Avg: 7%

### Heart of Algebra

Correct: 5 Incorrect: 8 Blank: 6 Percent: 26%



Historical Avg: 26%

### Passport to Advanced Math

Correct: 7 Incorrect: 6 Blank: 3 Percent: 44%



Historical Avg: 34%

### Problem Solving & Data Analysis

Correct: 4 Incorrect: 7 Blank: 6 Percent: 24%



Historical Avg: 24%

### Additional Topics in Math

Correct: 1 Incorrect: 2 Blank: 3 Percent: 17%



Historical Avg: 8%

Technique	Incorrect	Blank	Incorrectly Answered	
			Section 3	Section 4
Plug In	10	3	7, 8, 11, 12, 13, 15	4, 8, 14, 17
Backsolve	2	0		18, 24
Content	Incorrect	Blank	Incorrectly Answered	
			Section 3	Section 4
Fractions	2	1	13	19
Rates & Units	2	1		14, 19
Percentages	1	2		5
Exponents	0	0		
Evaluating Expressions	1	0		10
Algebra manipulation	0	0		
Write Expressions	1	0		24
Meaning of Equations	3	0	15	8, 17
Systems of Equations	2	1	9	18
Inequalities	0	2		
Polynomials	2	2	7, 13	
Quadratic Equations	1	0	14	
Exponential functions	0	1		
Graphing	1	0		1
Lines	2	1	8	4
Parabolas	2	0	10, 12	
Scatterplots	1	0		20
Averages	0	2		
Probability	1	1		2
Statistics	1	0		15
Geometry	2	1	11	25
Trigonometry	0	2		

Section 3 Math (No Calculator)															
Q#	1	2	3	4	5	6	7	8	9	10	11	12	13	14	15
Ans	C	D	D	B	C	C	C	A	A	A	B	A	B	A	D
Mk	+	+													
Q#	16														
Ans	1 or 2														
Mk	-														

Specific area of performance beyond categories provided by the College Board

Specific area of performance beyond categories provided by the College Board

Section 4 Math (Calculator)																								
Q#	1	2	3	4	5	6	7	8	9	10	11	12	13	14	15	16	17	18	19	20				
Ans	C	B	C	C	B	A	D	C	B	D	B	D	D	A	A	B	B	B	C	B				
Mk	A	C	+	A	C	+	+	D	+	A	+	+	+	B	B	+	C	D	A	C				
Q#	21	22	23	24	25	26	27	28	29	30														
Ans	C	B	C	D	D	C	C	D	A	A														
Mk	+	+	+	C	B	-	-	-	-	-														
Q#	31			32			33			34			35			36			37			38		
Ans	4 or 5			58.6			9			$\frac{5}{8}$ or $\frac{6}{25}$			50			750			7			60		
Mk	-			-			-			-			-			-			-			-		

**Question Type**

**Standard English Conventions**  
Correct: 10 Incorrect: 9 Blank: 1 Percent: 50%

Historical Avg: 35%

**Expression of Ideas**  
Correct: 3 Incorrect: 17 Blank: 4 Percent: 13%

Historical Avg: 17%

**Conventions of Usage**  
Correct: 4 Incorrect: 2 Blank: 0 Percent: 67%

Historical Avg: 42%

**Sentence Structure**  
Correct: 5 Incorrect: 5 Blank: 0 Percent: 50%

Historical Avg: 41%

**Conventions of Punctuation**  
Correct: 1 Incorrect: 2 Blank: 1 Percent: 25%

Historical Avg: 12%

**Effective Language Use**  
Correct: 0 Incorrect: 6 Blank: 2 Percent: 0%

Historical Avg: 12%

**Organization**  
Correct: 1 Incorrect: 7 Blank: 0 Percent: 13%

Historical Avg: 13%

**Development**  
Correct: 2 Incorrect: 4 Blank: 2 Percent: 25%

Historical Avg: 25%

**Words in Context**  
Correct: 0 Incorrect: 6 Blank: 2 Percent: 0%

Historical Avg: 12%

**Command of Evidence**  
Correct: 2 Incorrect: 4 Blank: 2 Percent: 25%

Historical Avg: 25%

Technique	Incorrect	Blank	Incorrectly Answered
Verbs	2	0	5, 36
Pronouns	0	0	
Idiomatic Expression	0	0	
Fragments	0	0	
Run On	4	0	10, 24, 27, 29
Parallelism	1	0	1
Combine sentences	2	0	7, 23
Comma rules	1	1	21
Apostrophes	1	0	4
Redundant	2	0	8, 18
Tone	1	0	16
Word Choice	1	1	25
Transition Word	3	0	9, 20, 37
Introduction and Conclusion	2	0	2, 33
Sentence Order	1	0	39
Should the author add or delete?	2	1	3, 17
Relevance	1	1	6
Data questions	2	0	31, 32

Section 2 Writing and Language																				
Q#	1	2	3	4	5	6	7	8	9	10	11	12	13	14	15	16	17	18	19	20
Ans	A	B	C	C	A	B	A	D	C	C	B	A	C	D	B	C	C	B	D	C
Mk	B	C	D	B	B	D	B	B	A	A	+	+	+	+	+	A	B	D	+	B
Q#	21	22	23	24	25	26	27	28	29	30	31	32	33	34	35	36	37	38	39	40
Ans	D	A	A	D	B	A	D	B	B	B	D	B	C	D	B	C	D	C	C	B
Mk	A	+	B	C	C	+	B	+	A	+	B	C	D	+	+	D	B	+	A	-
Q#	41	42	43	44																
Ans	D	A	D	D																
Mk	-	-	-	-																

## Item Analysis

Class Data: Math 7 (2013-2014) (Section 6 Writing) (Avery, Diane)

Test Name: Book test 1 (Section 6 Writing)

Question		1	2	3	4	5	6	7	8	9	10	Question Numbers
Correct Answers		C	C	B	C	E	A	D	A	E	C	
Answer Choices	Unanswered	0%	0%	0%	0%	0%	13%	13%	13%	13%	13%	
	Answer A	13%	13%	13%	13%	13%	63%	13%	50%	13%	13%	
	Answer B	13%	13%	63%	13%	13%	13%	13%	25%	38%	25%	
	Answer C	75%	75%	0%	75%	13%	0%	0%	0%	0%	38%	
	Answer D	0%	0%	0%	0%	0%	13%	63%	0%	0%	0%	
	Answer E	0%	0%	25%	0%	63%	0%	0%	13%	38%	13%	
% of students that selected a particular answer choice.												
Correct Answers												
Red = Incorrect Black = Correct												
Score												
Students	Bond, Max (A0177)	C	C	E	C	C	D	D	E	B	C	
	Buckland, Natalie (A0117)	C	C	E	C	E	A	D	A	E	E	
	Burgess, Jessica (A0237)	C	C	B	C	E	A	D	A	E	B	
	Jackson, Austin (A0277)	A	A	A	A	A	A	A	A	A	A	
	Metcalfe, Abigail (A0037)	C	C	B	C	E	A	D	B	B	C	
	Ross, Jason (A0157)	B	B	B	B	B	B	B	B	B	B	
	Sanderson, Neil (A0257)	C	C	B	C	E	A	D	A	E	C	
	Wilson, Alexander (A0217)	C	C	B	C	E	U	U	U	U	U	
Students' Answers												



## Item Analysis

Class Data: Math 7 (2013-2014) (Section 6 Writing) (Avery, Diane)

Test Name: Book test 1 (Section 6 Writing)

Question	11	12	13	14	15	16	17	18	19	20
<b>Correct Answers</b>	<b>E</b>	<b>C</b>	<b>E</b>	<b>A</b>	<b>C</b>	<b>D</b>	<b>C</b>	<b>A</b>	<b>C</b>	<b>E</b>
Unanswered	13%	13%	13%	13%	13%	13%	13%	13%	13%	13%
Answer A	13%	13%	25%	63%	13%	13%	13%	50%	13%	25%
Answer B	0%	0%	0%	0%	0%	0%	0%	25%	0%	0%
Answer C	63%	75%	13%	13%	75%	25%	50%	13%	50%	13%
Answer D	0%	0%	0%	0%	0%	50%	0%	0%	13%	0%
Answer E	13%	0%	50%	13%	0%	0%	25%	0%	13%	50%
<b>Score</b>										
Bond, Max (A0177)	C	C	A	A	C	D	C	B	D	E
Buckland, Natalie (A0117)	C	C	E	E	C	C	E	B	E	E
Burgess, Jessica (A0237)	E	C	E	A	C	D	C	A	C	E
Jackson, Austin (A0277)	A	A	A	A	A	A	A	A	A	A
Metcalfe, Abigail (A0037)	C	C	E	A	C	D	C	A	C	A
Ross, Jason (A0157)	C	C	C	C	C	C	C	C	C	C
Sanderson, Neil (A0257)	C	C	E	A	C	D	E	A	C	E
Wilson, Alexander (A0217)	U	U	U	U	U	U	U	U	U	U

## Item Analysis

Class Data: Math 7 (2013-2014) (Section 6 Writing) (Avery, Diane)

Test Name: Book test 1 (Section 6 Writing)

Standards	Common Core State Standards for English	In Questions	Avg. Score	% of students showing mastery of this standard
CCRA.L	Language	1, 2, 3, 4, 5, 6, 7, 8, 9, 10, 11, 12, 13, 14, 15, 16, 17, 18, 19, 20, 21, 22, 23, 24, 25, 26, 27, 28, 29, 31, 31, 32, 32, 33, 33, 34, 34, 35, 35	48%	
	Description of standard	Standard appears in the following questions		
CCRA.L.1	Demonstrate command of the conventions of standard English grammar and usage when writing or speaking.	1, 2, 3, 4, 5, 6, 7, 8, 9, 10, 11, 12, 13, 14, 15, 16, 17, 18, 19, 20, 21, 22, 23, 24, 25, 26, 27, 28, 29, 31, 32, 33, 34, 35	49%	
CCRA.L.2	Demonstrate command of the conventions of standard English capitalization, punctuation, and spelling when writing.	1	75%	
CCRA.L.3	Apply knowledge of language to understand how language functions in different contexts, to make effective choices for meaning or style, and to comprehend more fully when reading or listening.	2, 3, 5, 10	59%	
CCRA.W	Writing	1, 2, 3, 4, 5, 6, 7, 8, 9, 10, 11, 12, 13, 14, 15, 16, 17, 18, 19, 20, 21, 22, 23, 24, 25, 26, 27, 28, 29, 31, 32, 33, 34, 35	49%	
CCRA.W.5	Develop and strengthen writing as needed by planning, revising, editing, rewriting, or trying a new approach.	1, 2, 3, 4, 5, 6, 7, 8, 9, 10, 11, 12, 13, 14, 15, 16, 17, 18, 19, 20, 21, 22, 23, 24, 25, 26, 27, 28, 29, 31, 32, 33, 34, 35	49%	
L.3.1.f	Ensure subject-verb and pronoun-antecedent agreement.	19, 23, 26, 28	44%	
L.4.1.f	Produce complete sentences, recognizing and correcting inappropriate fragments and run-ons.	1, 3, 4, 5, 6, 7, 8	64%	
L.5.1.d	Recognize and correct inappropriate shifts in verb tense.	1, 3, 4, 5, 6, 15	69%	
L.6.1.d	Recognize and correct vague pronouns (i.e., ones with unclear or ambiguous antecedents).	10, 11	25%	
L.7.1.c	Place phrases and clauses within a sentence, recognizing and correcting misplaced and dangling modifiers.	7, 8, 10	50%	
L.7.3.a	Choose language that expresses ideas precisely and concisely, recognizing and eliminating wordiness and redundancy.	2, 3, 5, 6, 10	60%	
L.9-10.1.a	Use parallel structure.	1, 6, 9, 11, 18, 21, 29	43%	
Other	Techniques students must master in this section	In Questions	Avg. Score	% of students showing mastery of this technique
W Techn: Active/Passive		6, 10	50%	
W Techn: Adjective/Adverb	Technique appears in the following questions	14, 17	56%	
W Techn: Big sentence		2, 3, 5, 10	59%	
W Techn: Connector		1, 3, 5, 11	53%	

## Item Analysis

Class Data: Math 7 (2013-2014) (Section 6 Writing) (Avery, Diane)

Test Name: Book test 1 (Section 6 Writing)

W Techn: Dangling modifier	7, 8, 10	50%
W Techn: Fragment	3, 4, 5, 6, 7, 8	63%
W Techn: Idiomatic usage	2, 25	56%
W Techn: No error	13, 20, 22, 24, 27	35%
W Techn: Noun agreement	12	75%
W Techn: Parallelism: Comparison	11, 21, 29	25%
W Techn: Parallelism: List	1, 6, 9, 16	56%
W Techn: Parallelism: Pairs	18	50%
W Techn: Pronoun agreement	11, 19, 26	38%
W Techn: Run on	1	75%
W Techn: Verb agreement	23, 28	38%
W Techn: Verb tense	1, 3, 4, 5, 6, 15	69%
W Type: Error ID	12, 13, 14, 15, 16, 17, 18, 19, 20, 21, 22, 23, 24, 25, 26, 27, 28, 29	45%
W Type: Paragraph Improvement	30, 31, 32, 33, 34, 35	48%
W Type: Sentence Improvement	1, 2, 3, 4, 5, 6, 7, 8, 9, 10, 11	56%

# SAT SUMMARY

Test: Book test 1  
School: A List Demo School  
Teacher: Avery, Diane  
Class: Math 7

This is the test being compared to the baseline.

The Baseline test is the first test students take at the start of the course.

	Book test 1					
	CR	M	W	T	E	MCW
Bond, Max (A0177)	460	630	450	1540	8	43
Buckland, Natalie (A0117)	480	390	440	1310	6	46
Burgess, Jessica (A0237)	560	590	610	1760	8	63
Dickens, Stephanie (A0317)	-	-	-	-	-	-
Duncan, Jonathan (A0197)	250	200	200	650	0	25
Jackson, Austin (A0277)	230	220	210	660	2	20
Metcalfe, Abigail (A0037)	630	670	620	1920	9	60
Robertson, Jake (A0077)	-	-	-	-	-	-
Ross, Jason (A0157)	230	290	410	930	11	32
Sanderson, Neil (A0257)	710	650	620	1980	10	58
Wilson, Alexander (A0217)	320	300	290	910	3	33
<b>Average</b>	<b>430</b>	<b>438</b>	<b>428</b>	<b>1296</b>	<b>6</b>	<b>42</b>

	Baseline					
	CR	M	W	T	E	MCW
Bond, Max (A0177)	450	500	450	1400	6	45
Buckland, Natalie (A0117)	400	370	370	1140	4	37
Burgess, Jessica (A0237)	560	590	610	1760	8	63
Dickens, Stephanie (A0317)	-	-	-	-	-	-
Duncan, Jonathan (A0197)	250	230	260	740	7	20
Jackson, Austin (A0277)	230	220	210	660	2	20
Metcalfe, Abigail (A0037)	630	670	620	1920	9	60
Robertson, Jake (A0077)	-	-	-	-	-	-
Ross, Jason (A0157)	230	290	410	930	11	32
Sanderson, Neil (A0257)	600	610	600	1810	9	56
Wilson, Alexander (A0217)	320	300	290	910	3	33
<b>Average</b>	<b>408</b>	<b>420</b>	<b>424</b>	<b>1252</b>	<b>7</b>	<b>41</b>

	Improvement					
	CR	M	W	T	E	MCW
Bond, Max (A0177)	10	130	0	140	2	0
Buckland, Natalie (A0117)	80	20	70	170	2	9
Burgess, Jessica (A0237)	-	-	-	-	-	-
Dickens, Stephanie (A0317)	-	-	-	-	-	-
Duncan, Jonathan (A0197)	0	0	0	0	0	5
Jackson, Austin (A0277)	50	60	0	100	1	0
Metcalfe, Abigail (A0037)	-	-	-	-	-	-
Robertson, Jake (A0077)	-	-	-	-	-	-
Ross, Jason (A0157)	-	-	-	-	-	-
Sanderson, Neil (A0257)	110	40	20	170	1	2
Wilson, Alexander (A0217)	-	-	-	-	-	-
<b>Average</b>	<b>50</b>	<b>50</b>	<b>18</b>	<b>116</b>	<b>1</b>	<b>3</b>

The bottom, bolded row contains the class's averages.

This is the improvement between the Baseline and each student's highest recorded score.